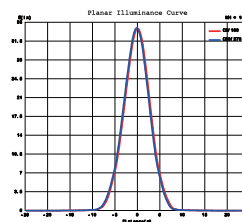
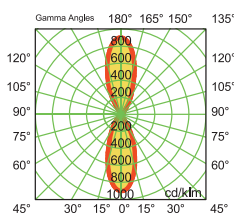
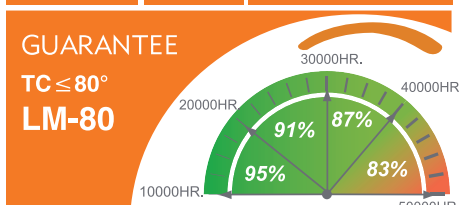
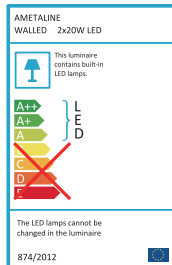


Seal condition.

	2xGU10/8W	2x10W	2x20W
LUMEN	1000 LM	1556 LM	3120 LM
EFFICACY	64 LM/W	78 LM/W	78 LM/W
RENDERING	80	80	80
CCT	4000K	3000K	
LED	SAVIA	CREE/LUMINUS	
DRIVER	DOB	250MA	500MA
IP RATE	65	65	



### Housing:

High pure aluminium with RAL color system powder coated, UV resistance, with stable heat escaping away.

### Electrification:

Comply with CE, ENEC, VDE, EN60598-1 and all subsequent derivatives. Fixed output and dimming driver available-order separately, with leading or Trailing edge dimming, 1-10V and DALI.

### Wiring:

Excellent resistance to flammable, aging nature chemical, humidity, UV, electric-insulation (FEP) performance and mechanical strength.

